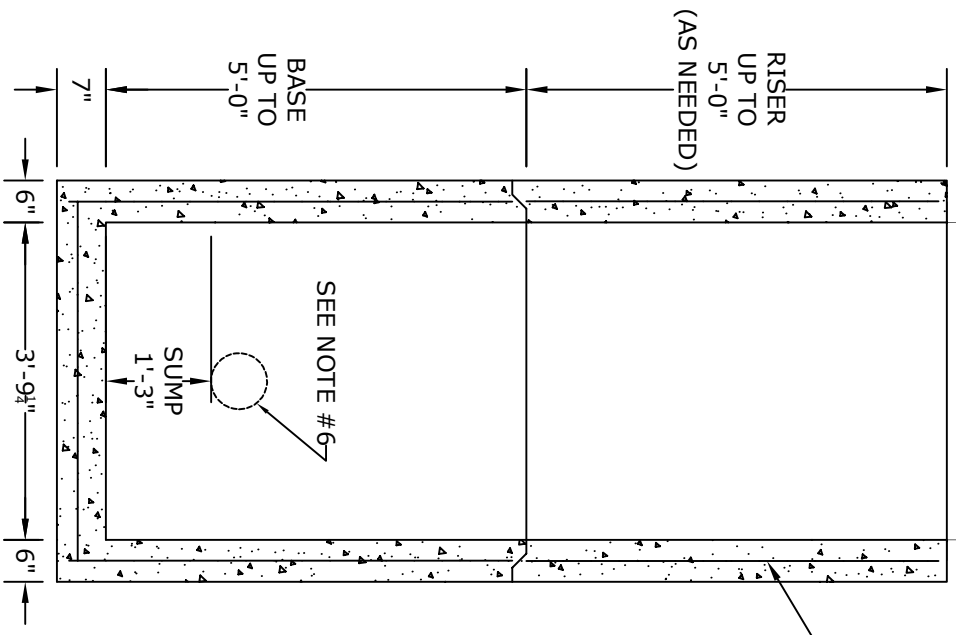
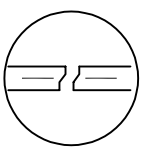


PLAN VIEW

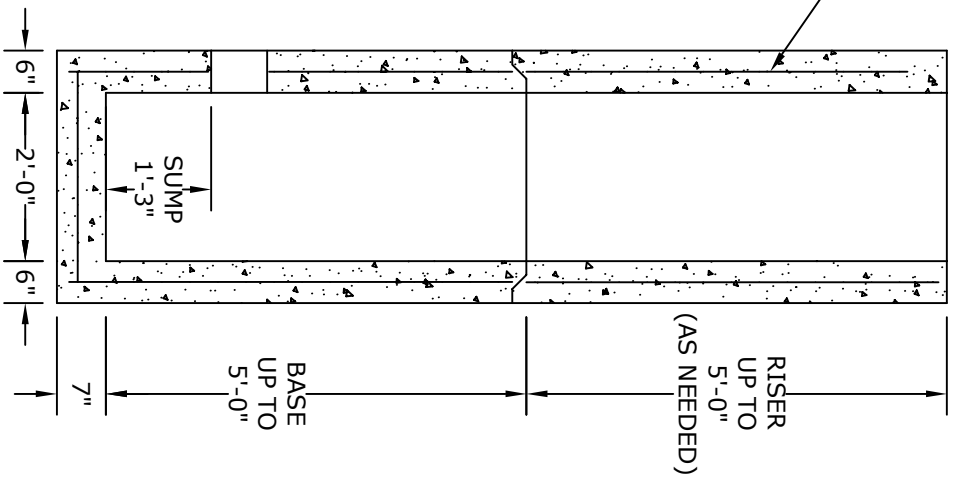
- NOTES**
1. CONCRETE - 4000 psi, AIR ENTRAINED
 2. REINFORCING STEEL - GRADE 60, ASTM A-615
 3. WELDED WIRE FABRIC - ASTM A-185, 4x4 W4&W4
 4. INLET COMPONENTS - SEE ACCOMPANYING SPEC. SHEETS
 5. FRAME AND GRATE - SEE ACCOMPANYING SPEC. SHEET
 6. LOCATIONS OF PIPE OPENINGS AS REQUIRED
 7. ALL MATERIAL USED MADE IN THE USA



SECTION A



**JOINT DETAIL
(WHEN NEEDED)**



SECTION B

ALTOMARE PRECAST, INC.
 4300 Wissahickon Ave.
 Philadelphia, PA 19129
 Ph: 215-225-8800 Fax: 215-225-8900

TITLE:
 Philadelphia
 2x4 Green Highway Inlet

PROJECT:
CONTR:
DATE: