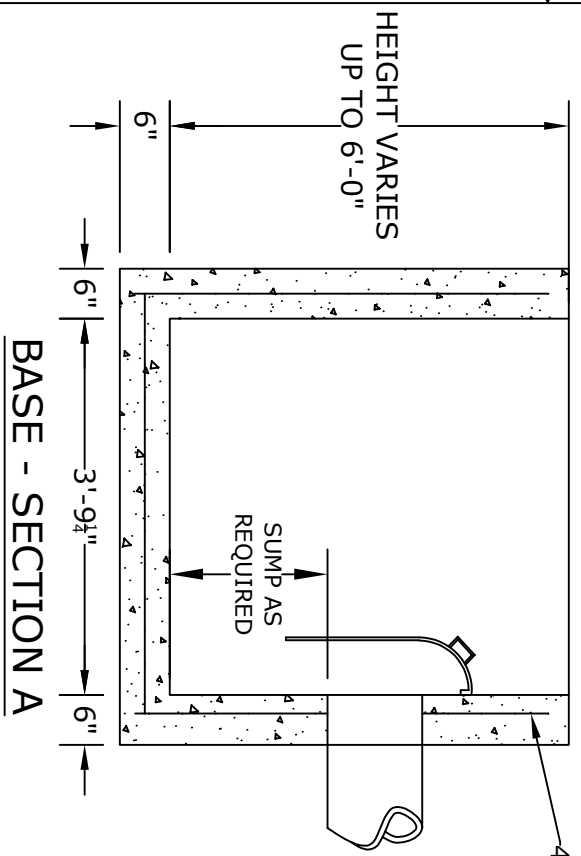
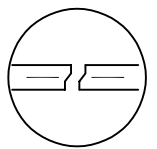


PLAN VIEW

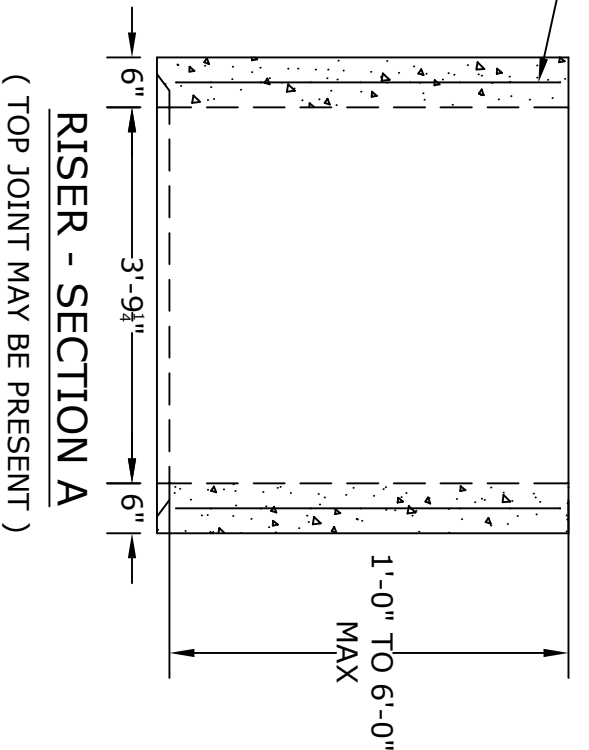


BASE - SECTION A

- NOTES**
1. CONCRETE - 4000 psi, AIR ENTRAINED
 2. WELDED WIRE FABRIC - 4X4 W48xW4, ASTM-A185
 3. CONFORMS TO PENNDOT PUBLICATION 408, 72, RC46M
 4. LOCATIONS OF PIPE OPENINGS AS REQUIRED
 5. ALL MATERIAL USED MADE IN THE USA
 6. TRAP/SNOUT - SEE ACCOMPANYING SPEC. SHEET



**JOINT DETAIL
(WHEN NEEDED)**



**RISER - SECTION A
(TOP JOINT MAY BE PRESENT)**

ALTOMARE PRECAST, INC.
 4300 Wissahickon Ave.
 Philadelphia, PA 19129
 Ph: 215-225-8800 Fax: 215-225-8900

TITLE:
 2x4
 Standard Inlet
 w/ Sump & Trap

PROJECT:
CONTR:
DATE: