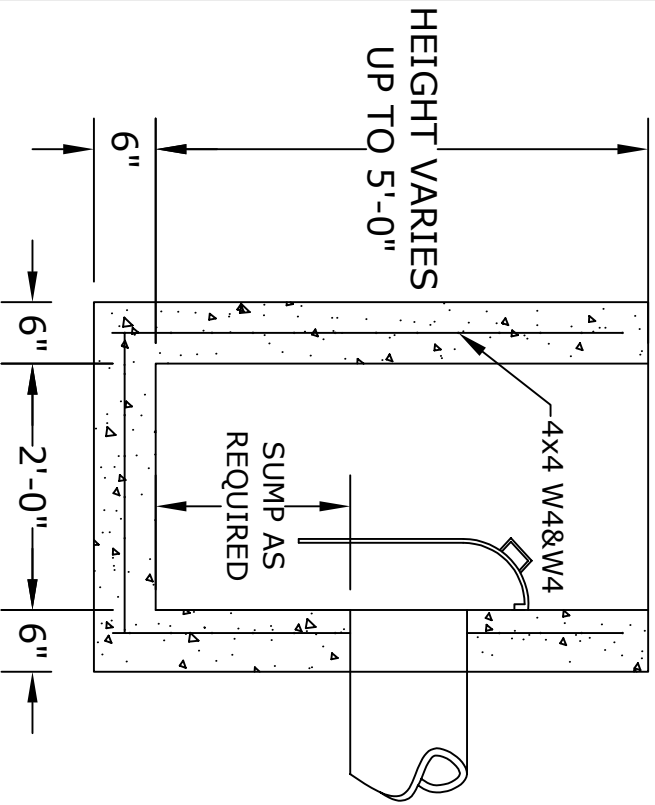
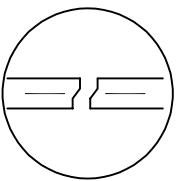


PLAN VIEW

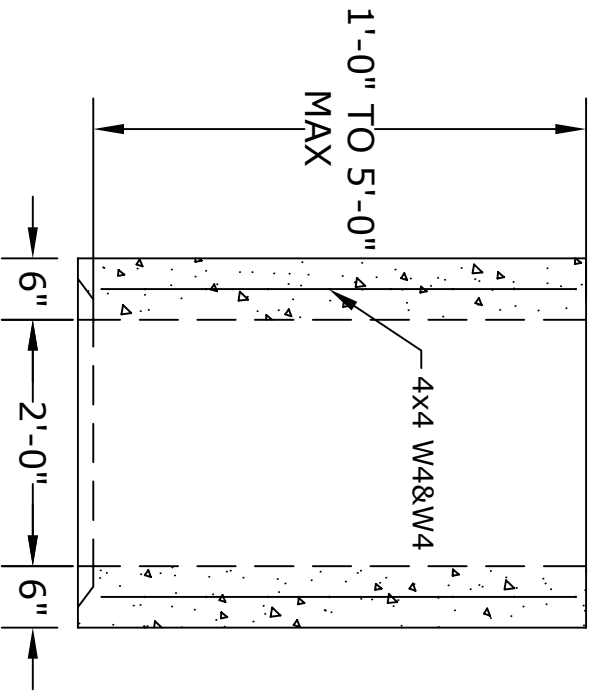


BASE - SECTION A

- NOTES**
1. CONCRETE- 4000 psi, AIR ENTRAINED
 2. WELDED WIRE FABRIC- 4X4 W4&W4, ASTM-A185
 3. CONFORMS TO PENNDOT PUBLICATION 408, 72
 4. LOCATIONS OF PIPE OPENINGS AS REQUIRED
 5. ALL MATERIAL USED MADE IN THE USA
 6. TRAP/SNOUT - SEE ACCOMPANYING SPEC. SHEET



JOINT DETAIL
(WHEN NEEDED)



RISER - SECTION A
(TOP JOINT MAY BE PRESENT)

ALTOMARE PRECAST, INC.
4300 Wissahickon Ave.
Philadelphia, PA 19129
Ph: 215-225-8800 Fax: 215-225-8900

TITLE:
24" x 24"
Yard Drain w/
Sump & Trap

PROJECT:

CONTR:

DATE: