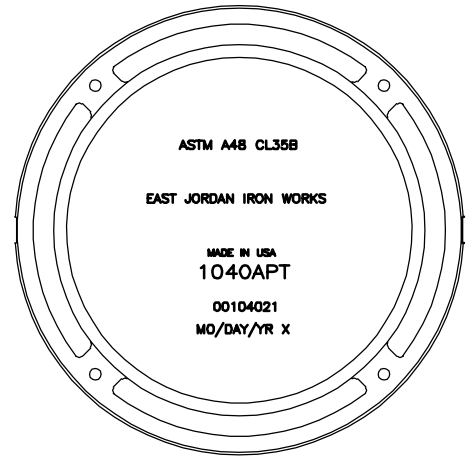


(4) 1/2-13 X 1 3/4" HEX SS CAP SCREW
W./ 1/2" ZINC PLTD WASHERS

(2) CLOSED PICKHOLES

1 1/2" [38mm]

(4) 7/8" (22mm) DIA HOLE ON
32 3/4" (832mm) DIA BOLT CIRCLE



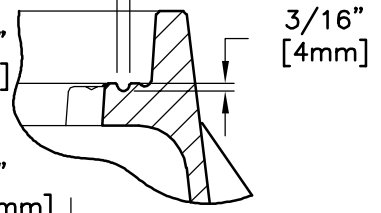
BOTTOM VIEW

1 5/8" [41mm]

1/2"-13 BOLT & STEEL WASHER & RUBBER WASHER (TYP 4 PLACES)

5/8" [16mm]

1/4" BOLT DETAIL



GROOVE DETAIL

1 1/2" [38mm]

3/16" [4mm]

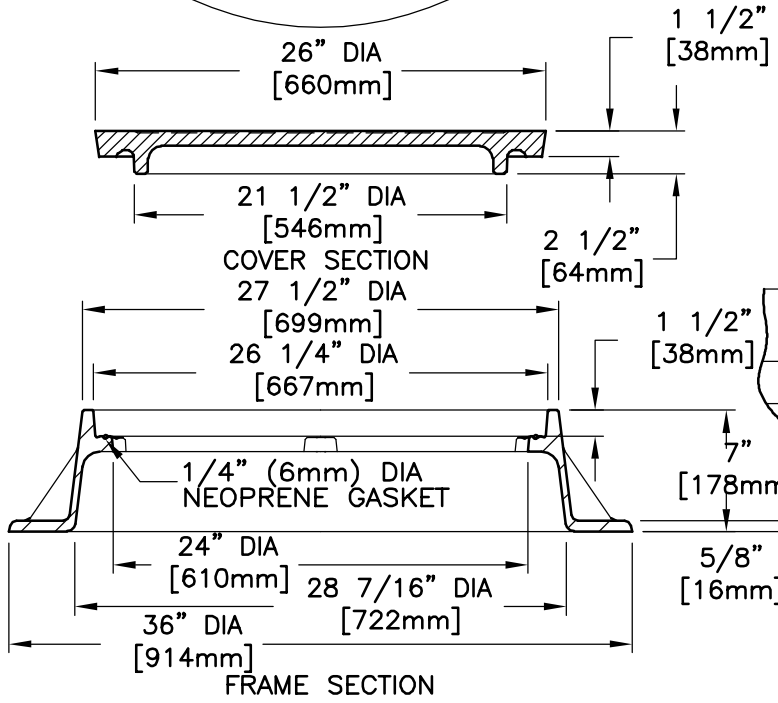
7" [178mm]

5/8" [16mm]

1/4" [6mm]

1" [25mm]

PICKHOLE DETAIL



COVER SECTION

27 1/2" DIA [699mm]

26 1/4" DIA [667mm]

1/4" (6mm) DIA NEOPRENE GASKET

24" DIA [610mm]

28 7/16" DIA [722mm]

36" DIA [914mm]

FRAME SECTION

26" DIA [660mm]

21 1/2" DIA [546mm]

2 1/2" [64mm]

1 1/2" [38mm]

EAST JORDAN IRON WORKS, INC.
P.O. BOX 439
EAST JORDAN, MI. 49727
1-800-874-4100
FAX 231-536-4458

| | |
|--------------|------------------|
| DRAWN SBB | DATE 03/07/01 |
| APPROVED | DATE |

WATER TIGHT ASSEMBLY

PRODUCT NO.
00104508

CATALOG NO.
1040APT
1045ZPT

PRODUCT NUMBERS
00104512
00104021

EST. WT.
COVER: 150 LBS 68kg
FRAME: 165 LBS 75kg
UNIT: 315 LBS 143kg

OPEN AREA
N/A

MAT'L SPEC.
COVER - GRAY IRON
ASTM A48 CL35B
FRAME - GRAY IRON
ASTM A48 CL35B

LOAD RATING
HEAVY DUTY